


## Day 2 Making equal groups.


- Show the children some sets of objects (e.g 3 sets of 5 cars, 5 sets of 2 pegs etc)
- Ask the children how many sets are there? How many in each set? How many altogether?
- Rpt for a few different sets

There are lots of practical ways you can get your children making equal groups. Sharing out food, treats, toys, ingredients etc


**I** Match the pictures to the labels.



equal groups



unequal groups



2 Complete the sentences.

a)



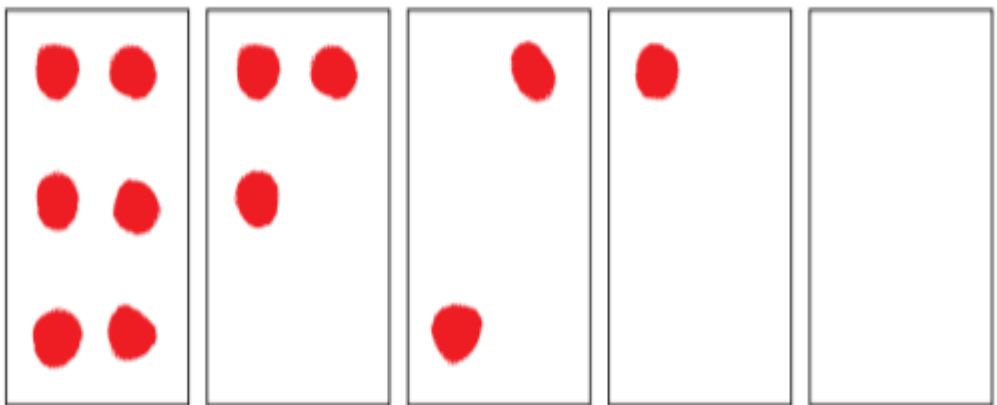
There are  equal groups of

b)

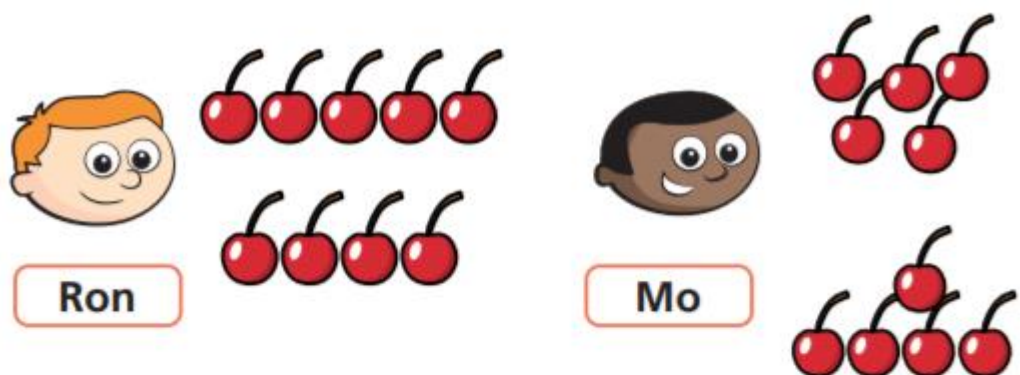


There are  equal groups of

3 Kim is drawing 5 equal groups of 6  
Finish Kim's drawing.



4 Ron and Mo have some cherries.



Who has made equal groups?

How do you know?

5 Use objects in your classroom to make these groups.

- 5 equal groups of 3
- 3 equal groups of 5
- 4 equal groups of 6
- 2 equal groups of 10

Talk about your answers.