

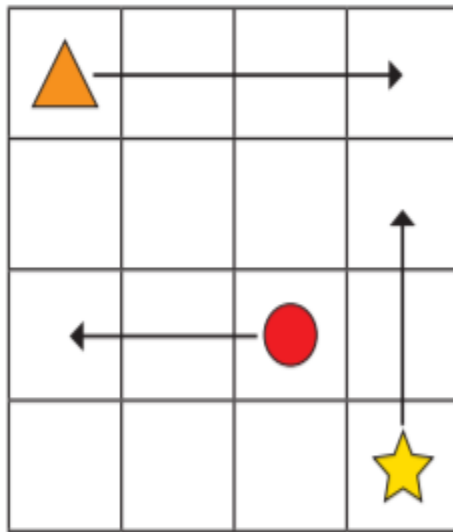
Year 2 Maths

Position and direction

- Day 1
- Make sure children are familiar with the vocab – forwards, backwards, up, down, left and right

Play some games where they have to move forward, backward, left, right, up and down to get to a given spot or retrieve an object.

- 1 The arrows show where the shapes are moving to on the grid.



Use the word bank to help you complete the sentence for each shape.

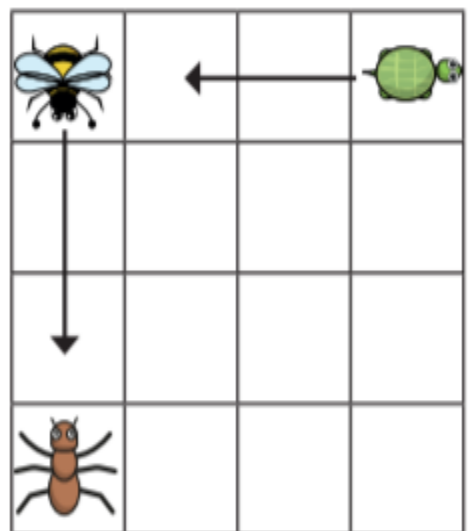
up

left

right

The _____ is moving squares _____.

- 2 The arrows show where the animals are moving to on the grid.



a) Use the word bank to help you complete the sentence for each animal.

backwards




forwards

The _____ is moving squares _____.

b) Draw an arrow to show the ant moving 3 squares to the right.

c) Does it matter which way the animals are facing?

3 Annie, Teddy and Amir are moving on a grid.

Teddy			cinema	school
Annie				
Amir			park	shop

a) Amir moves 2 squares forwards.

Where does Amir end up?

b) Annie moves 3 squares forwards and 2 squares left.

Where does she end up?

c) Teddy needs to get to the shop.

How could he get there?

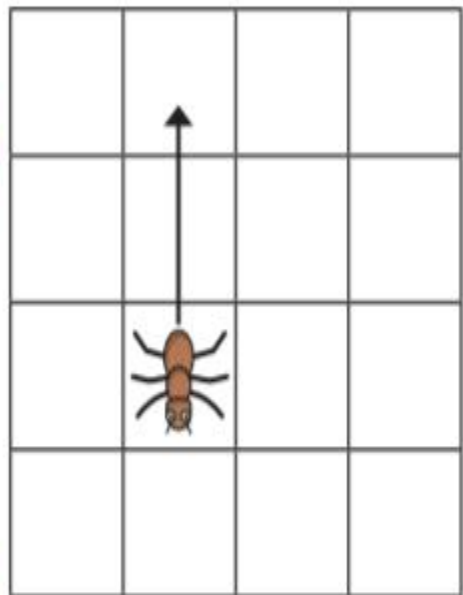
Whitney and Tommy are describing movement.



Whitney

The ant is moving
2 squares up.

The ant is moving
2 squares backwards.



Tommy

Who do you agree with?

Talk about it with a partner.